

Twenty Year Economic Impacts of Deworming in Kenya

AEA iHEA // January 2020

Sarah Baird, George Washington University

Joan Hamory Hicks, University of Oklahoma

Michael Kremer, Harvard University

Edward Miguel, University of California, Berkeley

Michael Walker, University of California, Berkeley

Motivation

- **Do child health investments increase adult living standards?**
- This question is of great interest to researchers, and of major policy importance for governments and aid donors, but solid answers remain elusive in low-income countries (Martorell et al. 2010, Almond et al. 2017)
- Why? Many methodological challenges:
 - >> Non-random child health investments (i.e., sick children may have other disadvantages, such as poverty)
 - >> Few longitudinal (panel) datasets track children into adulthood
 - >> Measurement of living standards in low-income regions

Motivation

- **Focus on the problem of worm infections in rural Kenya**
 - 1 in 5 people globally remain infected with intestinal worms, with major disease burden (due to anemia, growth stunting, lethargy), especially among children in Africa and Asia (Pullan et al. 2014)
 - Worms may have other adverse consequences for the immune system (Kirwan et al. 2010), gut microbiome (Guernier et al. 2017)
 - Prevalent worms in western Kenya: hookworm, roundworm, whipworm, and schistosomiasis
- >> Transmission through frequent reinfection with fecal matter (contact or ingestion); worms have a limited lifespan

This project

- **Reports on a long-run 20-year follow-up of the Primary School Deworming Project (PSDP) in Kenya (1998-2003)**
- 75 primary schools (30,000 children aged 6-18), with deworming treatment experimentally phased in over three years (Miguel and Kremer 2004)

- Rural district with >90 percent worm infection rates at baseline
- Treatment with albendazole (twice per year) and praziquantel costs less than 0.50 USD per child
- Local flooding in 1998 associated with El Niño likely increased infection rates



Busia, Kenya
1998

This project

- **Prospective experimental design, where schools are gradually “phased in” over time**
- Stratification by geographic zone and ordered by school population, and then list randomization into deworming drugs and health education:
 - Group 1 (1998-2003)
 - Group 2 (1999-2003)
 - Group 3 (2001-2003)
- Cost-sharing experiment in 2001 led to large drops in drug take-up (Kremer and Miguel 2007)
- Estimation of local treatment externalities (Miguel and Kremer 2004)

Previous findings from PSDP

- **Mass deworming led to schooling gains and community health benefits, at low cost (Miguel and Kremer 2004)**
 - Rates of serious worm infections fell by half, from 52% to 25%;
There were also gains in self-reported health, height
 - Increased school participation in the first two years of the project, with absenteeism falling by one quarter, or 6 percentage points
- >> Re-infection fell among other community members, including untreated children in treatment schools and those living within 4 km (Hicks, Kremer and Miguel 2015)

Assessing long-run impacts

- **The Kenya Life Panel Survey (1998-2019) data project**
 - A representative sample of 7,530 of the baseline deworming sample (in grades 2-7) have been tracked over time to assess long-run impacts on income, living standards, other life outcomes
 - Unusual element: KLPS individuals “tracked” as they move throughout Kenya and East Africa (and surveyed by phone if abroad); Regularly update contact information using cell phones
 - Two phase tracking approach, with “intensive” follow-up for subset
- >> An effective tracking rate of 85% (among those still alive), a high rate for a young adult population over the course of 20 years

Previous findings from KLPS-2

- **The additional 2 to 3 years of deworming treatment led to labor market gains ten years later, by 2007-2009 (Baird et al. 2016)**
 - Among wage earners, incomes rose $>20\%$ in the treatment group ($p < 0.01$), with similar gains for females and males
 - Deworming beneficiaries work longer hours: hours worked rose 12% ($p < 0.10$) in the full sample, larger gains (17%) for males ($p < 0.05$)
 - Greater self-employment for females ($p < 0.05$), more manufacturing jobs for males ($p < 0.01$) on a low base
- >> A rough measure of higher living standards: the number of meals eaten yesterday increased, by 0.1 meals per day on average ($p < 0.01$)

Previous findings from KLPS-2

- **Deworming also led to improved health and education**
- Self-reported health status is significantly better ($p < 0.05$)
- On average, the total time enrolled in school between 1998 and 2008 rose by +0.3 years in the deworming treatment group ($p < 0.05$), and test scores also improved ($p < 0.10$)
- Gains in test scores, secondary schooling for females: 9.0 point increase in secondary enrollment on base of 33% ($p < 0.05$)

This study

- **Estimate 10 to 20 year impacts with KLPS-2, 3, 4 rounds**
- What are the long-run living standards, labor market effects of a child health investment?
- Noteworthy aspects of KLPS-4:
 1. 20 year longitudinal data in African populations are very rare
 2. Respondent tracking high (85% among those alive), balanced across treatment and control groups
 3. Inclusion of a full Consumption Expenditure Module for all KLPS-4 respondents, and for a representative subset in KLPS-3
 4. Detailed measurement of subsistence agriculture productivity
 5. Registered a pre-analysis plan for KLPS-4 (AEARCTR-0001191)

Measuring earnings, living standards

- **Measuring livings standards and economic productivity is challenging in low income countries**
- **Consumption expenditures** surveys are the gold standard for capturing living standards in development economics, but they are time consuming to carry out (roughly 1.5 hours)
- Aggregate information across >150 potential items either purchased or produced at home over the last month (or week)
- **Total earnings** considers the sum of labor earnings, plus self-employment profits in both agricultural and non-agricultural sectors
- KLPS-3 and 4 have detailed information on small-scale home subsistence agricultural production, valuing total production (at local market prices), in addition to commercial activity and crop sales

Estimation approach

- **The econometric specification in the pre-analysis plan closely follows Baird et al (2016):**

$$Y_{ij} = \alpha + \lambda_1 T_j + \lambda_2 C_j + \lambda_3 P_j + X'_{\{ij,0\}} \beta + \varepsilon_{ij}$$

- T_j is the main school treatment indicator (Group 1 and Group 2)
- >> Main hypothesis: $\lambda_1 = 0$ (Lower-bound on the overall effect of mass treatment if the cross-school spillover effect is the same sign)
- Additional tests: C_j is the cost-sharing indicator (expect negative effects), and P_j is local treatment saturation (relevant for spillovers)
- Examine effects for the full sample, and by gender (pre-specified)
- Condition on baseline school, individual covariates X (used in randomization, sampling); cluster disturbance terms by school

20 Year Deworming Economic Impacts

Treatment increases consumption and earnings by +6 to 14%

- Annual consumption per capita gain \$307 ($p < 0.10$)
- Hourly individual earnings up +18% ($p < 0.10$)
- Somewhat larger living standards, productivity gains for males
- >> Individuals shift labor effort into non-agricultural activities ($p < 0.05$)

- Migration to urban areas increases substantially ($p < 0.05$)
- >> Over a third of urban migrants live in the capital Nairobi

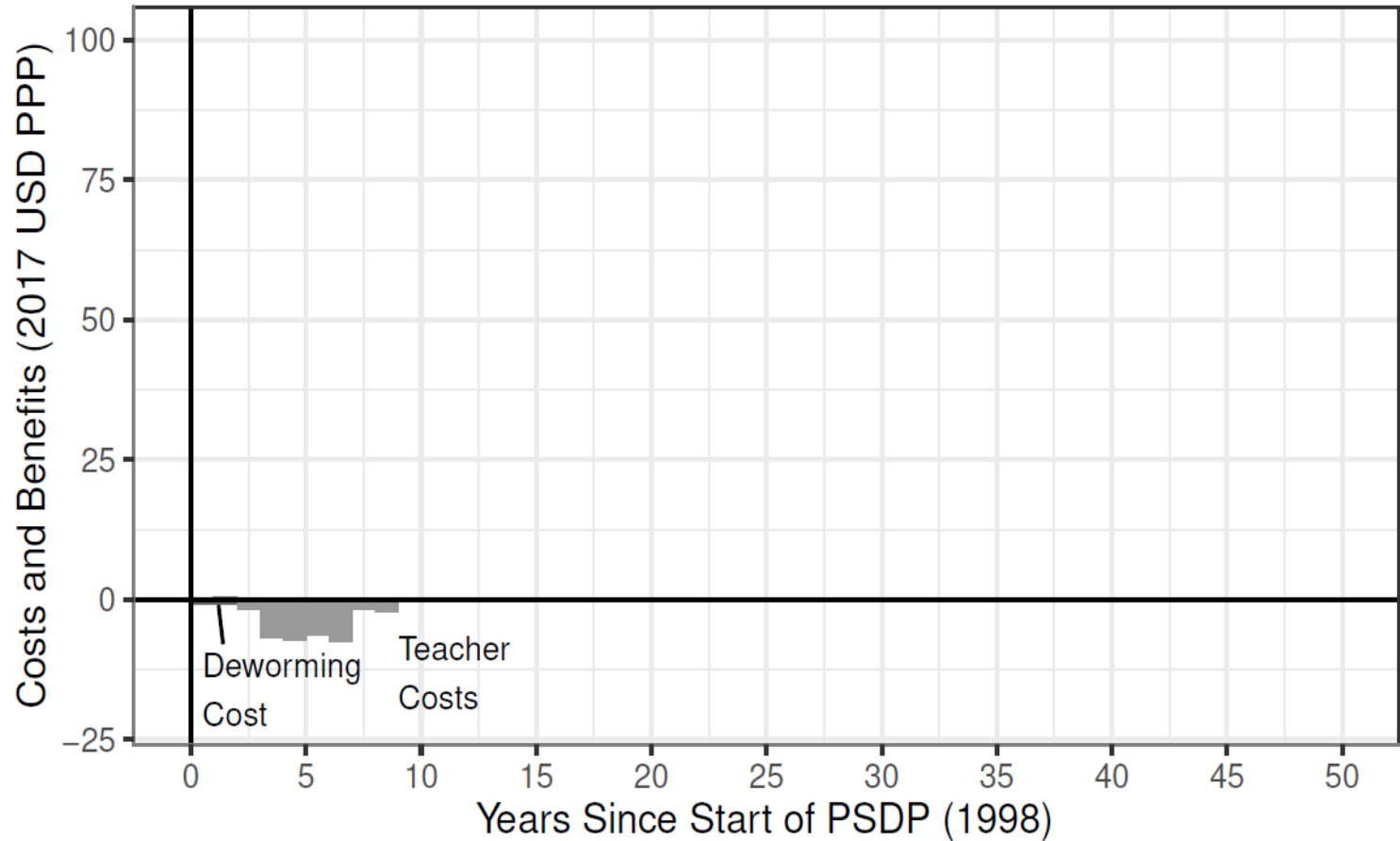
- Viewed as an investment, deworming has a high rate of return

Deworming return on investment

- **Costs:** deworming pills, delivery cost per child is low in school-based mass treatment (<0.50 USD), subsidy S , for +2.4 years of treatment
 - Plus additional teacher salaries to maintain class sizes at pre-program level due to increase enrollment $\Delta \bar{E}_t$, cost per unit of schooling K
 - **Benefits** are the higher earnings in the treatment group, λ_1
 - Can also value the health benefits of reduced childhood illness H , using to willingness to pay surveys (excluded here, conservatively)
 - Government revenue gains: Kenya taxes 16.5% of total income, τ
- >> Compute net present value (NPV) of earnings gains, government revenue, and social internal rate of return (IRR) over a working life

Deworming return on investment

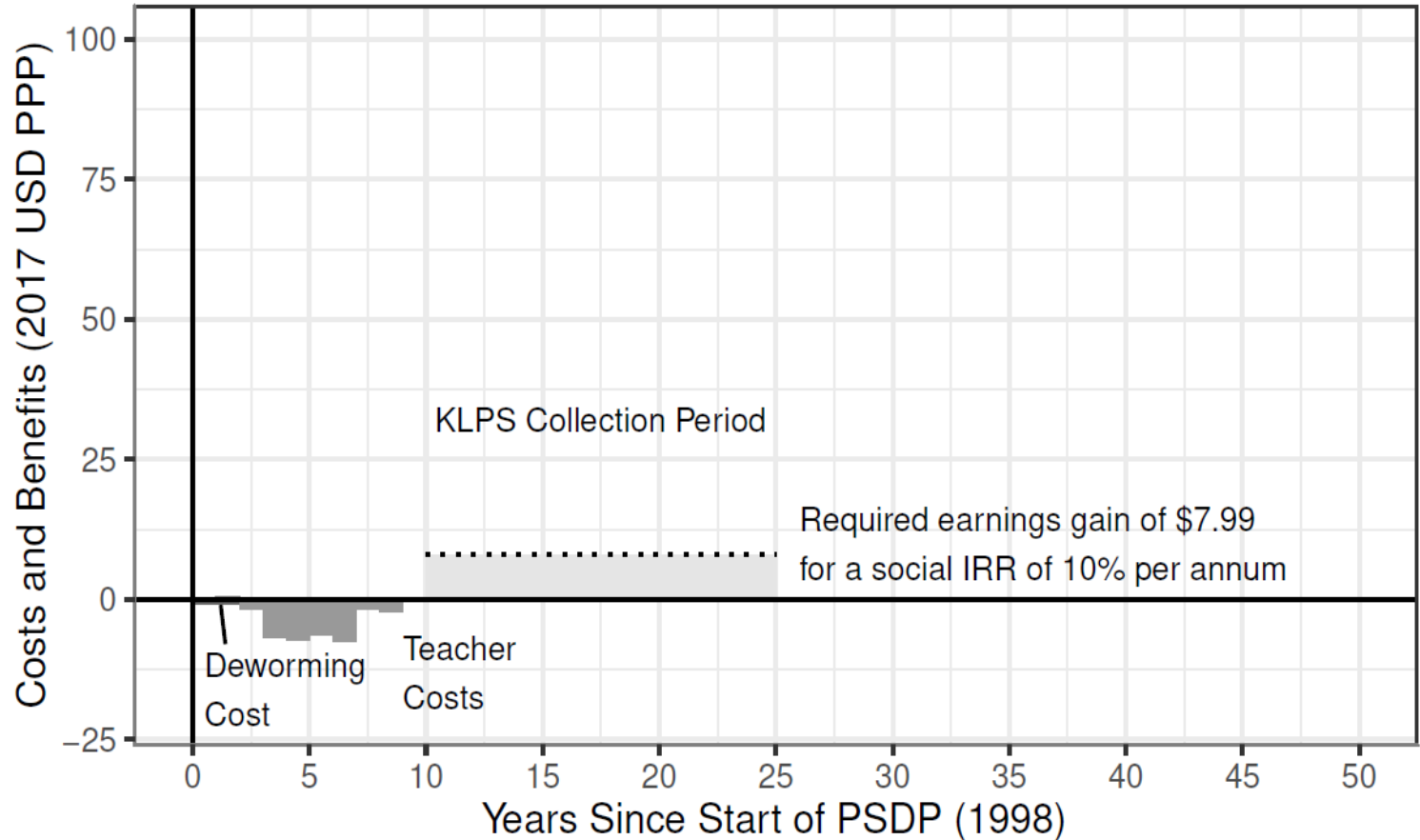
Timeline of deworming project costs and benefits, from 1998 (t=0) to t+50 years



Deworming return on investment

Timeline of deworming project costs and benefits, from 1998 (t=0) to t+50 years

Social IRR of 10% with an annual earnings gain of US\$7.99, or +0.7%

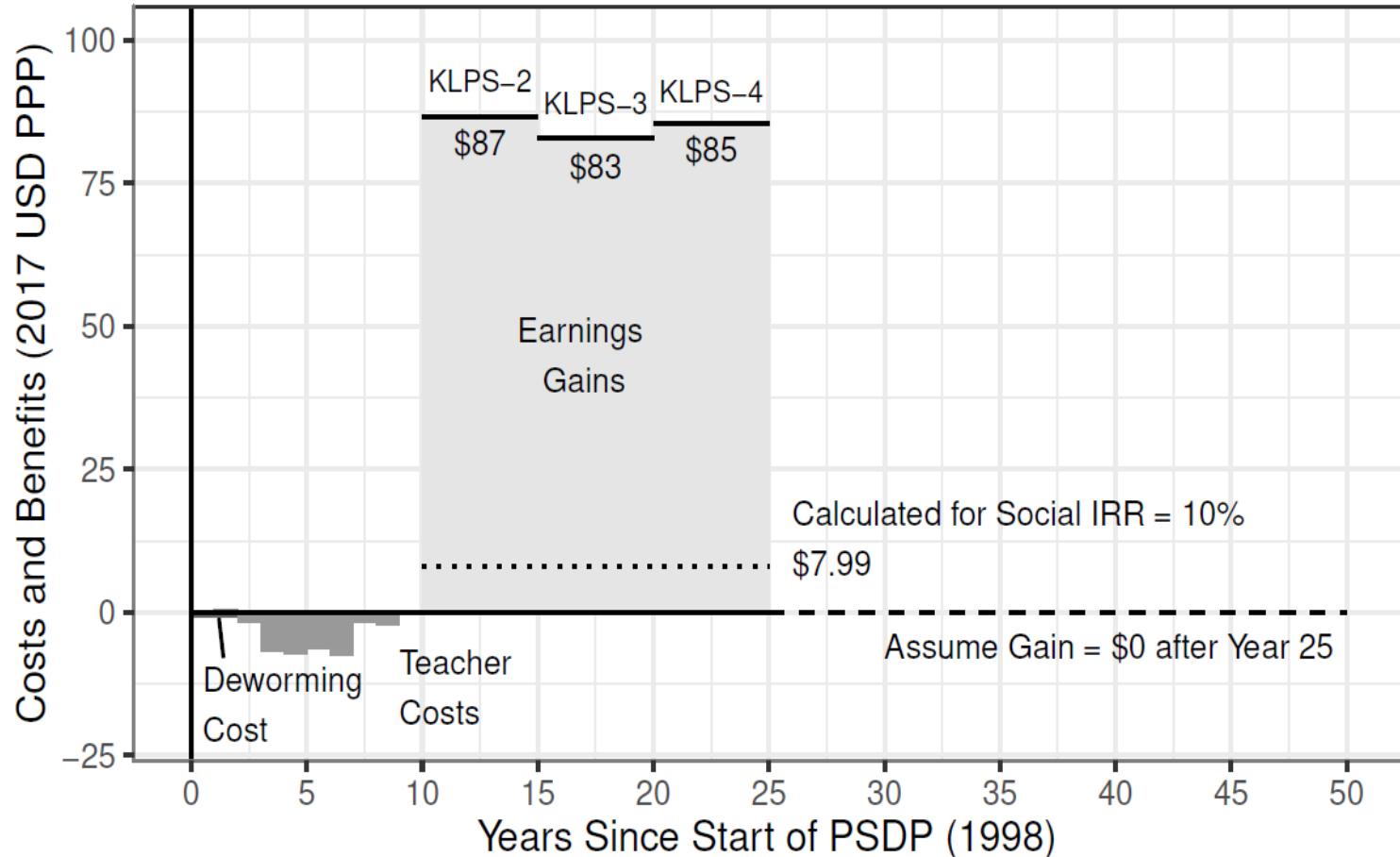


Deworming return on investment

NPV of deworming (per child, 10% discount):
US\$249

NPV of tax revenue:
US\$20

Social IRR of deworming (per annum): 42.1%

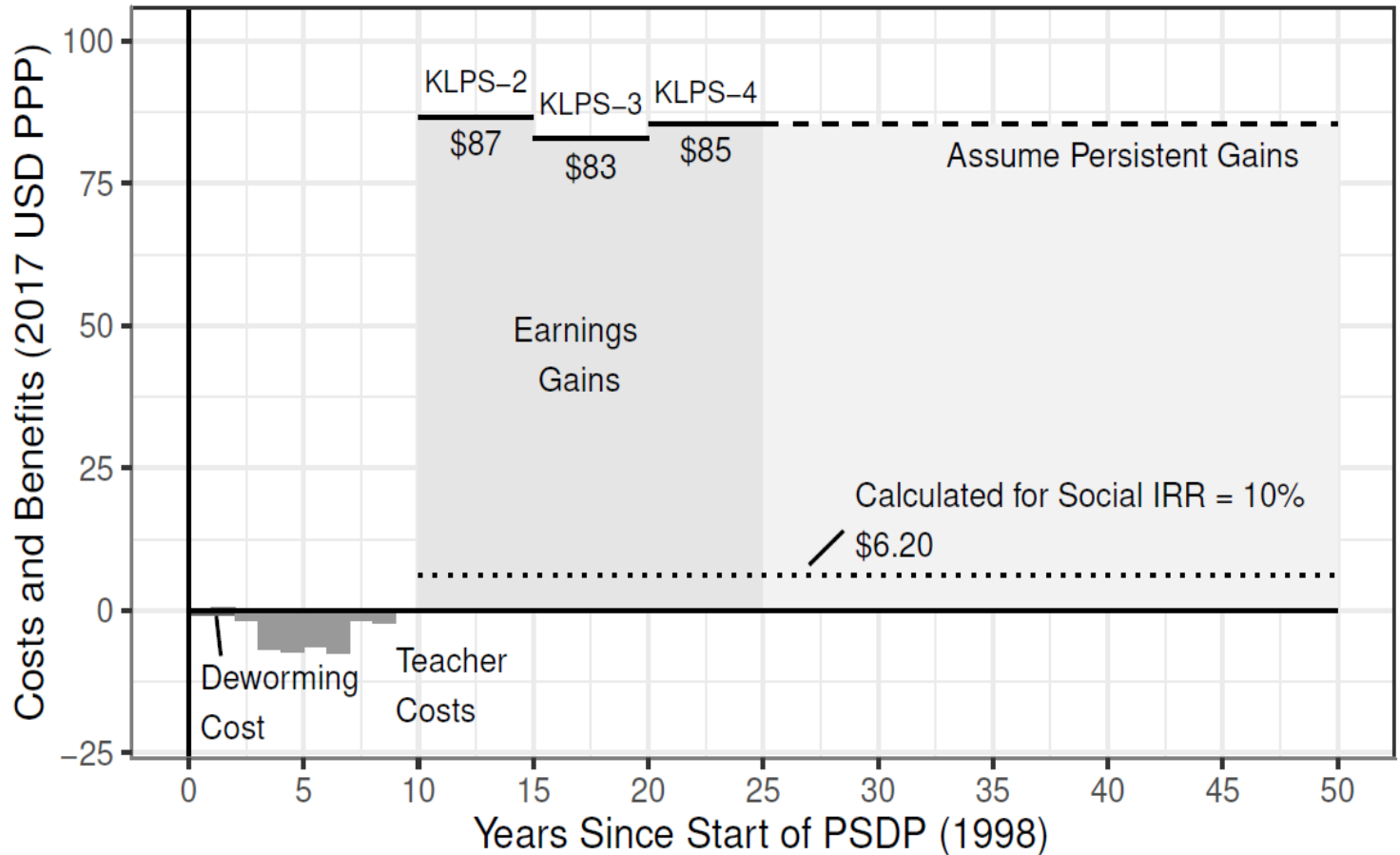


Deworming return on investment

NPV of deworming (per child, 10% discount):
US\$329

NPV of tax revenue:
US\$33

Social IRR of deworming (per annum): 42.1%



Discussion

Childhood health investments in Kenya led to improved adult living standards and labor market earnings 10 to 20 years later

- Implications: health investments for school-age children (above age 0-5) can still have meaningful impacts on adult life outcomes
- >> Context and external validity: Busia district is a high worm infection setting, and the baseline period (1998) had particularly high worm prevalence due to flooding
- **Tracking of the Kenya Life Panel Survey (KLPS) sample continues**
- New activity: data collection on children (aged 3-9) of the original KLPS participants. Do child health investments reduce the intergenerational transmission of poverty?